



## Annual Performance Report 2024-2025

School Name:

Idaho Virtual Academy

Insight School of Idaho – Alternative Program

Mission Statement:

Building a community of engaged learners.

School Information	Detail
Board Chair/President	Jeffrey Thompson
Vice Chair	Melissa Krein
Executive Director	Kelly Edginton
Administrator	Jenny Whelan
Business Manager	Sarah Olivas
School Website	<a href="#">School Website</a>

# Introduction

In Idaho, charter schools operate under contract terms specified in a Performance Certificate, which is agreed upon by the school's board and its authorizer, as outlined in I.C. §33-5205B. Each Performance Certificate includes a performance framework that outlines the expectations the school must meet to be granted a subsequent operational term. The annual performance report, based on this framework, serves the following purposes:

- To provide transparent information about charter school quality to the public;
- To ensure that charter school boards have clear expectations;
- To inform mid-term authorizing decisions.

The Idaho Public Charter School Commission (IPCSC) must assess whether the school's performance represents a favorable return on public funds. The IPCSC also considers the school's performance in comparison to other educational options available to families. The data in this report are derived from the previous fiscal year and summarize the outcomes of the school's last year of the contract term for those schools that are up for renewal.

If the performance standards are met, strategic planning may focus on the data points that will establish and sustain a high-performing school. If a standard is not met, the school should focus its strategic planning on improving outcomes to secure a subsequent operational term.

Please see the [Performance Framework & Alternative Academic Framework](#) rubrics for details regarding how each measure is rated.

## **RENEWAL (I.C. §33-5209A)**

At the conclusion of the operating term, the performance certificate of each school is reviewed for renewal. Charters may be renewed for successive terms. An authorizer can grant renewal with specific written conditions aimed at improving the public charter school, along with a deadline for meeting these conditions. In making renewal decisions, every authorizer must base its choices on evidence of the school's performance during the term of the performance certificate.

If a public charter school has fulfilled all terms of its performance certificate, the authorizer shall renew the charter for a period of twelve years, or six years in the case of a pilot charter. Conversely, if the school has not met one or more of the requirements, the authorizer may either renew for a six-year term or choose not to renew the charter.

# School Overview

## School's Operating Term

In 2023, Idaho Virtual Academy was renewed for operations with a five-year operating contract. The current certificate term is from July 1, 2023 to June 30, 2028. This report directly impacts the school's renewal recommendation. Renewal decisions must be made prior to March 15, 2028.

## School Details

**Model:** Virtual and Virtual Alternative

**Enrollment Capacity:** unlimited

**2024-2025 Enrollment:** 2287

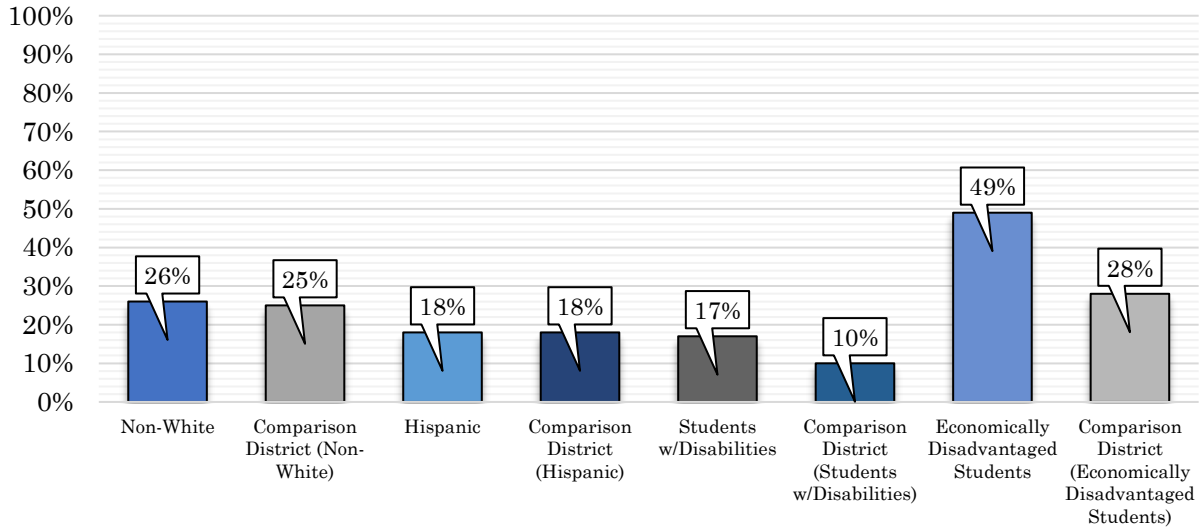
**Grades Served:** Kindergarten – 12<sup>th</sup> Grade

### Key Design Elements:

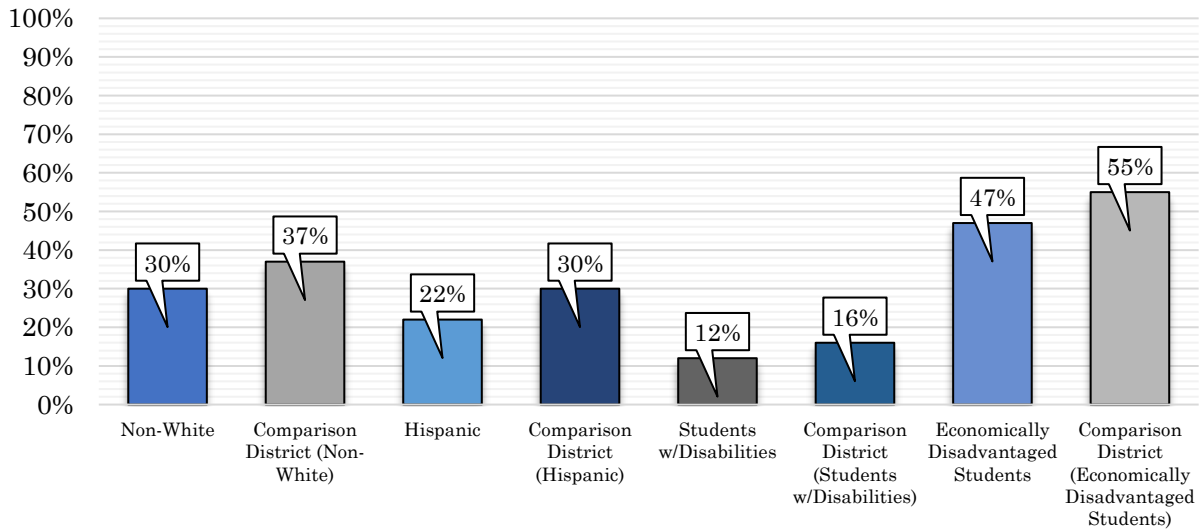
1. **Innovative and Effective Educational Program:** Idaho Virtual Academy seeks to develop those qualities of mind and character that will help students become active, thoughtful, and responsible citizens. Furthermore, it aims to help students meet high expectations by offering an individualized, rigorous, self-paced, and mastery-based instructional program that incorporates significant parental involvement.
2. **Rigorous Curriculum:** Idaho Virtual Academy utilizes the award winning K12 curriculum.
3. **Effective Teachers:** Idaho Virtual Academy is committed to employing highly qualified, innovative and committed teachers. Professional growth is supported through meaningful professional development focused on continuous improvement.
4. **Parental Involvement:** When parents become active and informed partners in their child's education, test scores rise, drop-out rates fall, and the active pursuit of learning becomes a compelling focus for each family.
5. **Partnership:** Teachers, parents and students uniquely connected in a 21st Century Learning Community designed to support and enhance individual student learning.
6. **21st Century Skills:** Students will gain the skills, knowledge and expertise to succeed in work and life in the 21st century.
7. **Performance based accountability:** IDVA uses technology to alter the typical school day and school year. Mastering curriculum early allows students to move ahead and those who need extra time or remediation are able to work at an individualized pace. Student mastery of State achievement standards is measured through formative and interim assessment throughout the school year and, additionally, at the end of each school year through the state assessment system.

# 2024-2025 Demographic Summary

## Idaho Virtual Academy



## Insight School of Idaho



# 2024-2025 Annual Snapshot

## Academics

<b>RATING LEGEND</b>	<b>DOES NOT MEET STANDARD</b>	<b>APPROACHES STANDARD</b>	<b>MEETS STANDARD</b>	<b>EXCEEDS STANDARD</b>	<b>NOT RATED</b>
----------------------	-------------------------------	----------------------------	-----------------------	-------------------------	------------------

Academic Measure - IDVA	Academic Score	Academic Rating	Continuously Enrolled Score
Math Proficiency	25.9%	Meets Standard	<u>28.3%</u>
Math Growth	40.5%	Meets Standard	<u>45.3%</u>
ELA Proficiency	39.9%	Meets Standard	<u>43.2%</u>
ELA Growth	47.8%	Meets Standard	<u>52.6%</u>
Literacy Proficiency	Fall IRI: >56% Spring IRI: 54.9%	Approaches Standard	<u>Spring IRI: 59.5%</u>
College & Career Readiness 4 Yr ACGR	74.3%	Meets Standard	Literacy Proficiency would, likely, have been rated Meets Standard under the continuously enrolled score.

\*Beginning in FY25 Academic data displayed on the Idaho Report Card changed from *Continuously*

*Enrolled* student data to *All* student data. [Academic Scores are from the Idaho Report Card so reflect All Student data.](#)

Idaho rule IDAPA 08.02.03.112(5)(d)(i) describes the number of days students must be enrolled in school for accountability purposes: "A student who is enrolled continuously in the same public school from the end of the first 8 weeks or 56 days of the school year through the state approved spring testing administration period, not including the make-up portion of the test window, will be included in the calculation to determine if the school achieved progress in any statewide assessment used for determining proficiency." Note: IDVA enrolls new students throughout the school year, so many have schooled elsewhere (or not at all) but are included in *All* student data.

Academic Measure - Insight	Academic Score	Academic Rating	Continuously Enrolled Score
Math Proficiency	18.9%	Meets Standard	<u>25.0%</u>
Math Growth	NA	Not Rated	
ELA Proficiency	55.3%	Exceeds Standard	<u>51.1%</u>
ELA Growth	NA	Not Rated	
Literacy Proficiency	Fall IRI: NA Spring IRI: NA	Not Rated	
College & Career Readiness 5 Yr ACGR	47.3%	Approaches Standard	

<b>Alternative Academic Measure - Insight</b>	<b>Academic Score</b>	<b>Academic Rating</b>
Math Achievement and Growth – Option 1	98.01%	<b>Exceeds Standard</b>
ELA Achievement and Growth – Option 1	67.55%	<b>Meets Standard</b>
Progress toward Graduation – Option 1	38.54%	<b>Does Not Meet Standard</b>
Postsecondary Readiness – Option 1	65%	<b>Meets Standard</b>

## Operations

<b>RATING LEGEND</b>	<b>DOES NOT MEET STANDARD</b>	<b>MEETS STANDARD</b>	<b>NOT RATED</b>
----------------------	-------------------------------	-----------------------	------------------

Operational Measure	Operational Rating
Governance Structure	<b>Meets Standard</b>
Governance Oversight	<b>Meets Standard</b>
Student Services	<b>Meets Standard</b>
Data Security/Transparency	<b>Meets Standard</b>
Facility & Services	<b>Meets Standard</b>

## Financial

<b>RATING LEGEND</b>	<b>DOES NOT MEET STANDARD</b>	<b>APPROACHES STANDARD</b>	<b>MEETS STANDARD</b>	<b>EXCEEDS STANDARD</b>	<b>NOT RATED</b>
----------------------	-------------------------------	----------------------------	-----------------------	-------------------------	------------------


Financial Measurement	Financial Rating
Default	<b>Exceeds Standard</b>

# 2024-2025 Academic Outcomes - IDVA

## Math Growth and Proficiency

A school that performs as well or better than the average of its comparison group on the statewide mathematics assessment (ISAT) meets the IPCSC standard on both the math proficiency and math growth measures.

### Comparison Group: Virtual Schools in Idaho

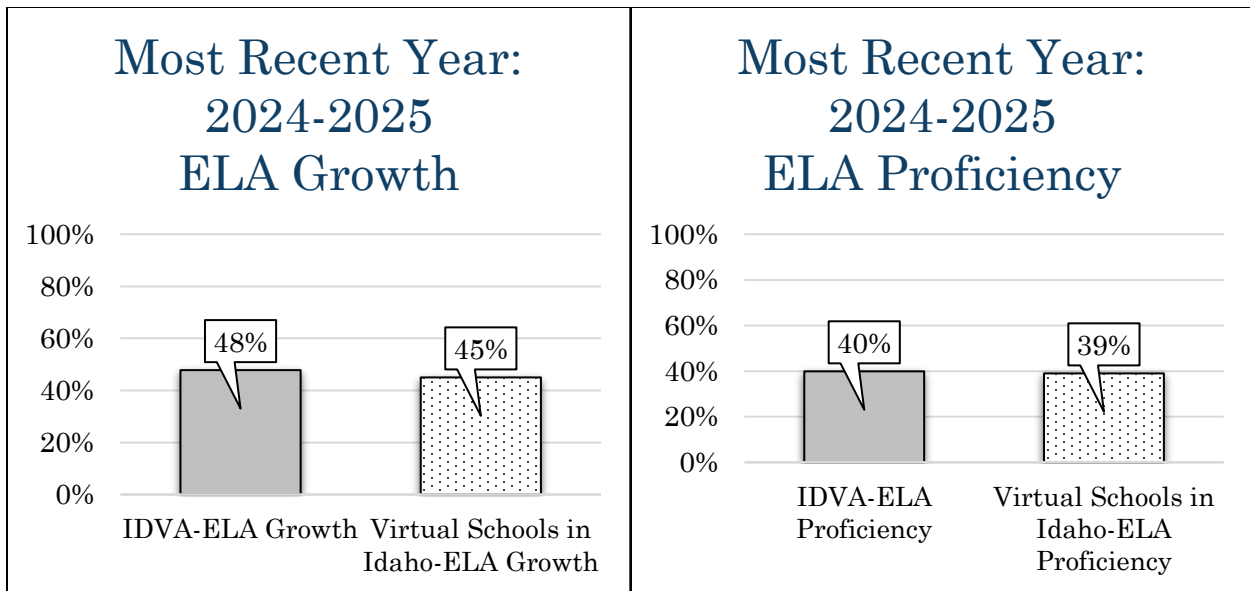


MEASURE	RATING	APPLICABLE RUBRIC DESCRIPTION
MATH GROWTH	<b>Meets Standard</b>	The school's growth rate falls between the average and one standard deviation above the average of the school's identified comparison group.
MATH PROFICIENCY	<b>Meets Standard</b>	The school's proficiency rate falls between the average and one standard deviation above the average of the school's identified comparison group.

## ELA Growth and Proficiency

A school that performs as well or better than the average of its comparison group on the statewide ELA assessment (ISAT) meets the IPCSC standard on both the ELA proficiency and ELA growth measures.

### Comparison Group: Virtual Schools in Idaho

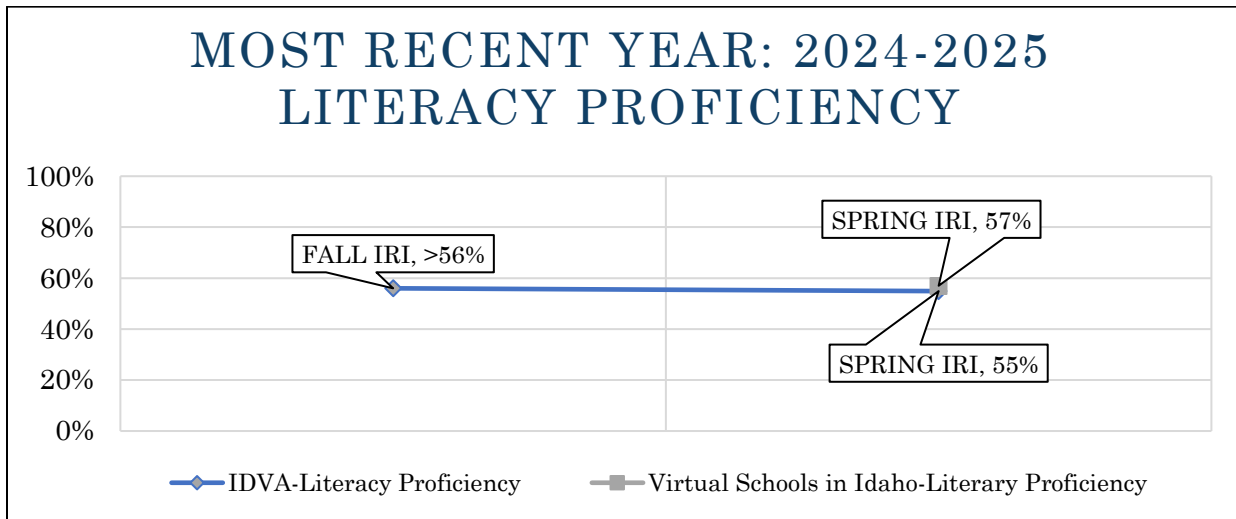


MEASURE	RATING	APPLICABLE RUBRIC DESCRIPTION
ELA GROWTH	<b>Meets Standard</b>	The school's growth rate falls between the average and one standard deviation above the average of the school's identified comparison group.
ELA PROFICIENCY	<b>Meets Standard</b>	The school's proficiency rate falls between the average and one standard deviation above the average of the school's identified comparison group.

## Literacy Proficiency

A school that performs as well or better than the average of its comparison group on the spring statewide literacy assessment (IRI) meets the IPCSC standard. Alternatively, a school that did not perform as well or better than its comparison group on the spring assessment, but that did improve its outcome by at least 10% from fall to spring, also meets standard.

### Comparison Group: Virtual Schools in Idaho

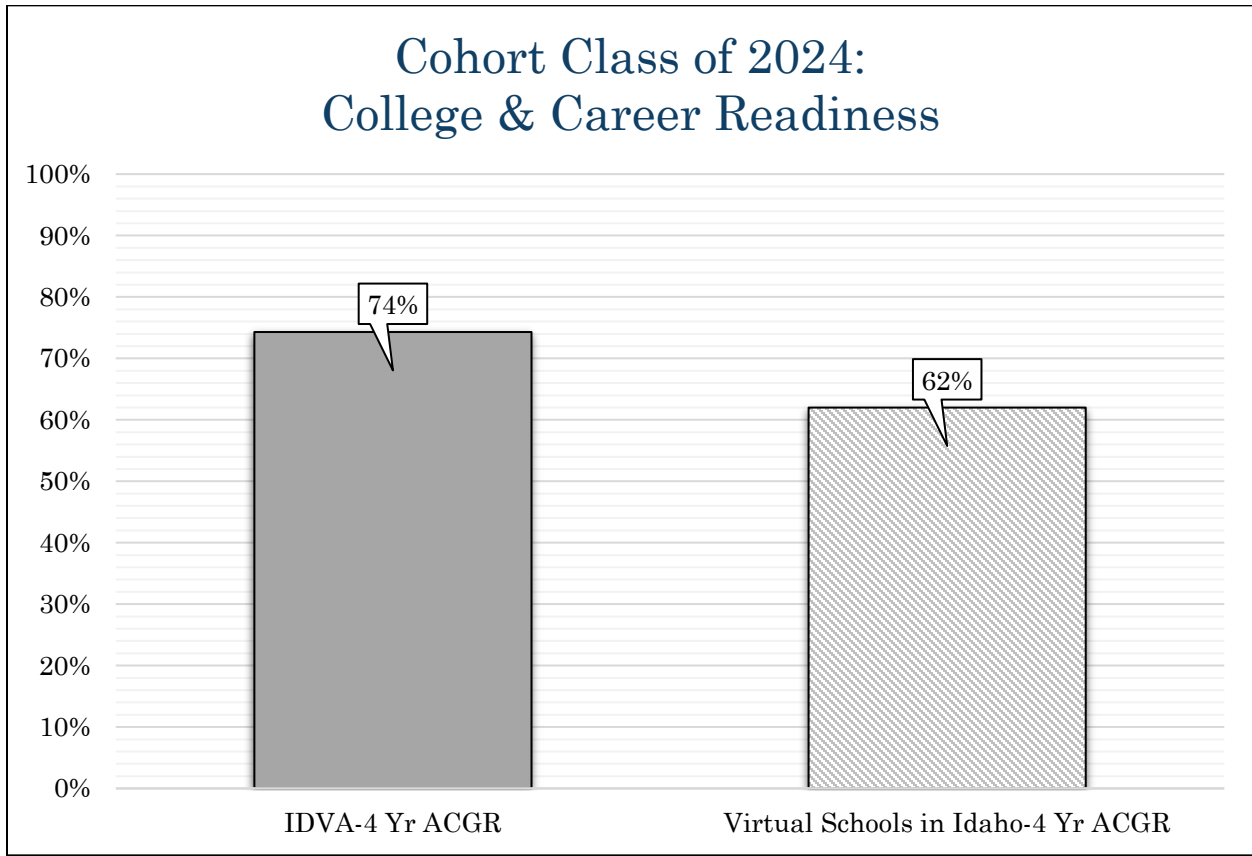


MEASURE	PROFICIENCY RATING	APPLICABLE RUBRIC DESCRIPTION
LITERACY PROFICIENCY	<b>Approaches Standard</b>	The school's proficiency rate on the spring administration of the statewide literacy assessment falls within one standard deviation below the average of the school's identified comparison group.

## College & Career Readiness

A school with a 4-year graduation rate equal to or greater than the average of its comparison group meets the IPCSC standard.

### Comparison Group: Virtual Schools in Idaho




MEASURE	COLLEGE & CAREER RATING	APPLICABLE RUBRIC DESCRIPTION
College & Career Readiness	<b>Meets Standard</b>	The school's 4-Year adjusted cohort graduation rate (ACGR) falls between the average and one standard deviation above the average of the school's identified comparison group.

# 2024-2025 Academic Outcomes - Insight

## ELA and Math Proficiency

A school that performs as well or better than the average of its comparison group on the statewide ELA and mathematics assessment (ISAT) meets the IPCSC standard on both the ELA and math proficiency measures.

### Comparison Group: Alternative Schools in Idaho

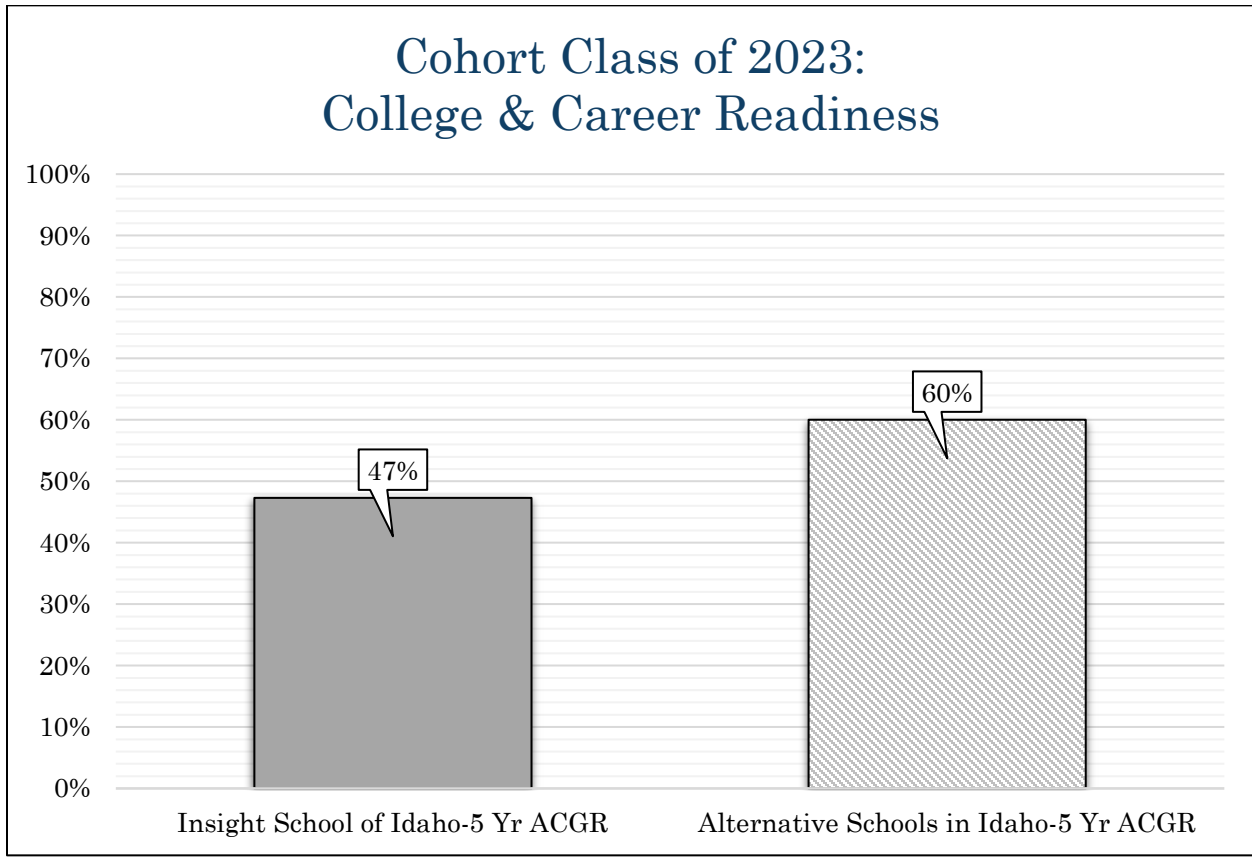


MEASURE	RATING	APPLICABLE RUBRIC DESCRIPTION
ELA Proficiency	<b>Exceeds Standard</b>	The school's proficiency rate is greater than one standard deviation above the average of the school's identified comparison group.
MATH Proficiency	<b>Meets Standard</b>	The school's proficiency rate falls between the average and one standard deviation above the average of the school's identified comparison group.

## College & Career Readiness

A school with a 5-year graduation rate equal to or greater than the average of its comparison group meets the IPCSC standard.

### Comparison Group: Alternative Schools in Idaho



MEASURE	COLLEGE & CAREER RATING	APPLICABLE RUBRIC DESCRIPTION
College & Career Readiness	<b>Approaches Standard</b>	The school's 5-Year adjusted cohort graduation rate (ACGR) falls between the average and one standard deviation below the average of the school's identified comparison group.

# 2024-2025 Alternative Academic Outcomes

## Math Achievement & Growth

GOAL – Option 1	RATING	APPLICABLE RUBRIC DESCRIPTION
<p>Percentage of continuously enrolled students who have either a) completed all math requirements before the beginning of the year (grades 9-12), b) completed the remaining number of math credits required for graduation (grades 9-12), or c) completed at least one year-long required math course (all applicable grades).</p>	<p><b>Exceeds Standard</b></p>	<p>75-100% of continuously enrolled students to complete a, b or c</p>

## ELA Achievement & Growth

GOAL – Option 1	RATING	APPLICABLE RUBRIC DESCRIPTION
<p>Percentage of continuously enrolled students who have either a) completed all ELA requirements before the beginning of the year (grades 9-12), b) completed the remaining number of ELA credits required for graduation (grades 9-12), or c) completed at least one year-long required ELA course (all applicable grades).</p>	<p><b>Meets Standard</b></p>	<p>60-74% of continuously enrolled students to complete a, b, or c</p>

## Progress toward Graduation

GOAL – Option 1	RATING	APPLICABLE RUBRIC DESCRIPTION
Percentage of students who were enrolled for at least one full term who earned the minimum average number of credits per enrolled term.	<b>Does Not Meet Standard</b>	0-54% of students enrolled for at least one full term earn the minimum number of credits per enrolled term

## Postsecondary Readiness

GOAL – Option 1	RATING	APPLICABLE RUBRIC DESCRIPTION
The percentage of 12 <sup>th</sup> grade students who were enrolled in the school for at least 45 days and who are in either their 4 <sup>th</sup> or 5 <sup>th</sup> cohort year to graduate by the end of the year.	<b>Meets Standard</b>	65-100% of 12th grade students in their 4th or 5th cohort year graduate by the end of the school year

# 2024-2025 Operational Outcomes

## Board Governance

At the highest level, the success of a charter school is driven by the ability of its governing board to govern effectively. The measures in this section help identify the strengths and challenges faced by the school's board.

Measure	Rating	Rubric Description
Governance Structure	Meets Standard	No Issues
Governance Oversight	Meets Standard	No Issues

## Management

The systems and structures that support school operations are an important part of the school's overall success. The measures in this section help identify the strengths and challenges that impact the school's day-to-day operations.

Measure	Rating	Rubric Description
Student Services	Meets Standard	No Issues
Data Security and Information Transparency	Meets Standard	No Issues
Facility and Services	Meets Standard	No Issues

# 2024-2025 Financial Outcomes

## Near Term Measures

These measures evaluate whether a school is likely to meet its financial obligations in the next year. Data sources include but are not limited to the school's fiscal audit, state agency reporting, and school reporting requirements.

Measure	Value	Rating	Rubric Description
Default	None	<b>Exceeds Standard</b>	The school has met standard for at least 3 consecutive years, including the most recently completed school year.

### Default

Default occurs when a school fails to meet its financial obligations, such as late bill payments, missed payroll, inaccurate funding reports, or failing to meet lender requirements like enrollment targets or cash reserves. Any default can lead to service disruptions, loans being called due, or withheld funding.

## Closing Remarks and Contact Information

The 2024-2025 Annual Report has been prepared by the Idaho Public Charter School Commission staff.

If you have any questions or comments, please contact the IPCSC.

514 W. Jefferson, Suite 303  
Boise, ID 83702  
(208) 332-1561  
[pcsc@osbe.idaho.gov](mailto:pcsc@osbe.idaho.gov)